

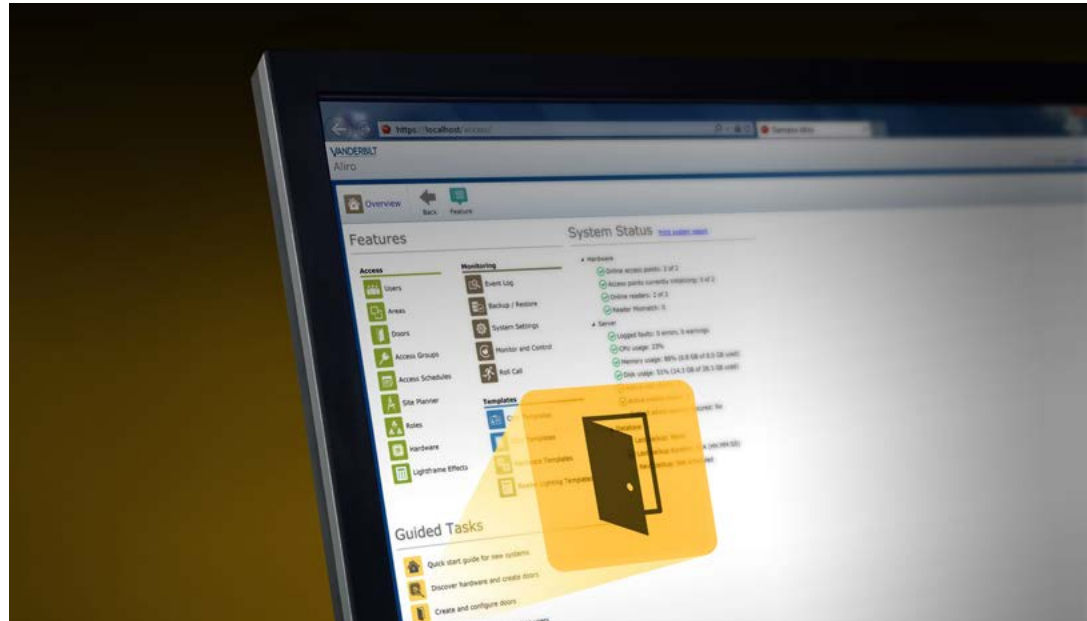
VANDERBILT

Open doors with Aliro Access Control

Extending the modern art of security



Aliro, making access simple and innovative



Aliro is an entirely new system based on over 30 years experience in Access control. It represents the next generation of access control with a simplified portfolio of hardware enabling IP at the door, as well as traditional installation methods, intuitive web browser software and mobile apps.

Access control is primarily letting the “authorised” people conveniently in at the right times, as well as keeping the “unauthorised” people out. In most cases, the requirements around securing a door are the same, but differences based upon the criticality of the door can change.

Aliro has been developed in response to market requirements for an access control system that benefits from a simplified operator web interface using the latest technologies such as mobile apps. Aliro offers the flexibility for installers and end users to utilise remote system administration and operation, ensuring simple and effective usability.

Developed by engineers - Designed by you

Simply recognise and play

We recognise that Access Control should not be difficult or time consuming to install and use, and have developed Aliro around this thinking. With its flat system architecture, automatic device detection web interface and mobile apps. Aliro truly is simple to install and maintain, regardless of your access control experience.

Intuitive usage

With simplified processes, and a highly intuitive "point and click" interface, both users and installers have the opportunity to utilise the benefits of Aliro with minimum training or technical support. Aliro provides system information in a smart and efficient manner. Onboard guided tasks ensure that even those new to Aliro are able to install and administer the system with ease.

Software based on latest technologies

With a fresh approach, Aliro utilises a single license from setup, that enables simple and efficient programming of system functions and updates. The Web interface can be accessed from any device with an internet connection, as well as its mobile applications, and provides flexibility to update the system online.

Instant access from anywhere

With today's fast moving society, mobile applications tend to every need. Aliro benefits from Smartphone compatible applications that offer user convenience with remote administration and real time monitoring (for alarms, user management, door unlocking etc) of a system whilst on the move directly from a mobile device.

IP at the door

Aliro ensures installation time is kept to a minimum, depending on site configuration, there is only the need for one Access Point (AP) being connected to a network. With a flexible approach, Aliro can utilise an existing network by being IP at the door, as well as utilising a hardwired RS485 structure.

Multi-language support per user

Suitable for today's multinational environments, Aliro has the ability to support multi-languages defined per user and based on their individual credentials stored in the system. This ensures the system displays messages in their native language for convenience and ease of use (Independently of a work station or location – ie. Multi-language at reader as well as web server / app).

Direct card holder interaction

Aliro was created with an intuitive handling philosophy in mind, and is a user friendly system that has the ability to provide direct messaging on OLED displays at the door (where OLED display readers are installed).

Flexible hardware options

To ensure Aliro is easy to quote, easy to sell and easy to install. Door packages are available to ensure minimum part codes are needed to be remembered and used, and offer both APs with, or without PSUs included. The flat system architecture means that you only buy what you need, ie. one AP equals one door.

Tailored to your requirements

The ability to customize access control to your exact requirements is at the heart of the system, and Aliro is fully customisable should you need it to be. If customisation is not required, Access Points (AP) are pre-configured out of the box, to ensure you have an operational system in the fastest time possible.

Works with all types of doors

The technology works with a variety of different door types such as external and internal doors, doors to storage rooms or garages, as well as gates and barriers.

Direct messaging on OLED displays at the door



Intuitive light frame

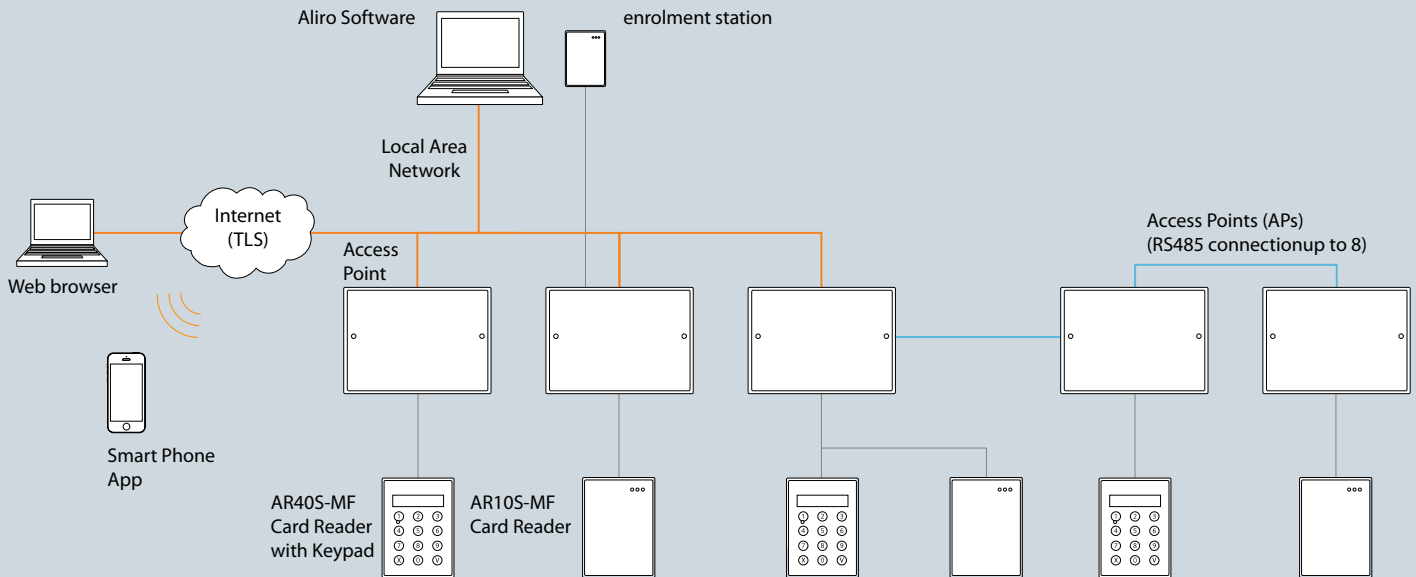


Highlights

- Simple plug and play with automatic device detection
- Simple wiring with IP or RS485 at the door
- Web based software and Mobile Apps
- Flat system architecture
- Intuitive usage with onboard guided tasks
- Fully customisable to your requirements
- Direct interaction at the reader
- Suitable for today's multinational environments

How Aliro works

Aliro system example (including LAN and RS485 connections)



- Aliro benefits from a flat system architecture that is simply comprised of single door Access Points (AP), which create a networked access control system capable of up to 512 doors. Making Aliro both a flexible and cost-efficient solution, and is ideal for users that want a system that can grow with their business.
- Access Points (AP), with or without PSUs are mounted separately within a secured area, benefitting from the ability to be connected directly to the network or using existing wiring. Readers are mounted at the door, and connected via RS485, Clock/Data or Wiegand.
- The Access Point (AP) offers the ability to connect four readers to be used for entry or exit and can be placed in different heights to accommodate for instance for wheelchairs or garage barriers. Meaning that adding an exit reader ensures a genuine cost and time effective option for secure areas.
- Aliro Access Points (AP) are quickly and easily networked via an Ethernet connection. With automatic device detection, the web interface automatically enables configuration of all the Access Points (AP) via a secure https internet connection and ensures IT administration is kept to a minimum. All existing system components can continue to be used without modification.
- Our range of next generation Mifare smart card readers have been designed specifically to work with Aliro, and offer superior security and protection with the latest DESfire EV1 technology. They are wired using a secure RS485 protocol.
- When a user is connected to their Aliro system via the web interface, or mobile app, they are able to view the system dashboard and status in real time, as well as access and analyse all past events. It is easy to view and access cardholders and doors, instantly void and unvoid cards and users, reset user pins, add user photographs, pulse open doors, see who has been granted access to doors at which times, where and when unauthorized access has been attempted and when interference has occurred in communication. The built-in filter features can be used for quick, easy and clear event analysis.
- All events (entries and exits) are logged in the Access Point (AP), as well as on the web server. Programming can be carried out simply and reliably using any device connected to the internet. An Access Point (AP) can be configured to be an enrolment interface, ensuring flexibility of card programming.

How to create an Aliro system

■ Aliro grows with your business

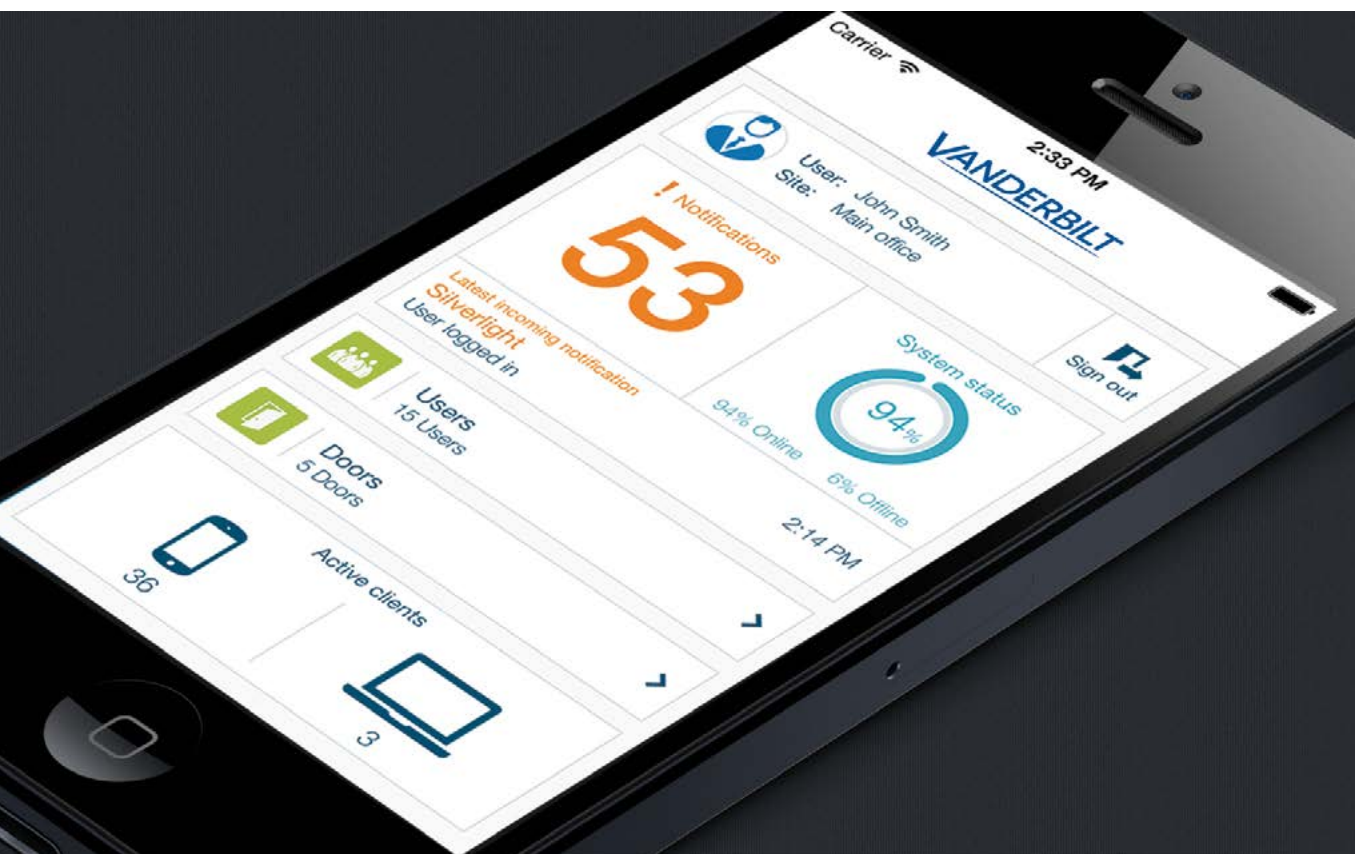
Aliro provides optimum security for a system of up to 512 doors. It's easy to expand the system quickly as the business grows or needs change. With the ability to configure the system via the web interface or mobile apps, the software only has to be installed once onto a PC. This provides the flexibility to update and maintain it remotely, resulting in time and cost savings for both installers and end users.

■ Easy to specify and quote

User-friendliness is one of the most important characteristics of Aliro, and this is reflected in the part numbers and descriptions table, which simplifies the system components and clearly identifies what needs to be used based on the amount of doors you need to secure - one per door.

Aliro Part Numbers and Descriptions	
Software	
Aliro-SW	Aliro Software
Access Points	
AP01P	Aliro Access Point, 1 door
AP01M-1220	Aliro Access Point (AP01P) +12V PSU, metal cabinet
MiFare Card Readers	
AR11S-MF	MiFare card reader
AR41S-MF	MiFare card reader with keypad and display
Access Point and reader packs (PSU required)	
AP11P	AP01P Access Point + AR11S-MF card reader
AP41P	AP01P Access Point + AR41S-MF card reader with keypad
Access Point and reader packs (In metal cabinet with 12V 2A PSU)	
AP11M-12	AP01M-1220 Access Point + AR11S-MF card reader
AP41M-12	AP01M-1220 Access Point + AR41S-MF card reader with keypad
Request to exit buttons and break glass	
MK-814	Request to exit switch
EB657-S	Request to exit button
WG2001-SG	Break glass unit
Mifare cards	
ABP1000-BL	Blank Mifare Cards (pack of 10)
S54515-Z102-A200	IB43-DesFire blank Mifare Cards (pack of 10)





Aliro user application examples

Aliro is particularly well suited to meet the needs of small to medium sized residential complexes, office buildings and commercial environments.

Residential environments

In residential complexes, Aliro solves the problems associated with lost keys or widely-circulated entry-door codes while at the same time providing easy access to residents. The landlord or tenant-owners' association can issue cards to residents, the building caretaker and service personnel that allow access to all connected doors in the system, to a few, or to just one. It is also possible to limit access to certain times of day or days of the week.

Office environments

In office environments, Aliro is ideal for the control of the main entry door (as well as back-doors, office doors, supply room doors, server rooms etc) as the system makes it very easy to provide time-limited access to temporary staff and visitors.

Commercial environments

In commercial environments Aliro can significantly enhance security by ensuring the automatic locking of the main door during break times, after business hours, and on weekends and public holidays, for example. It can also make life easier for businesses that employ temporary or casual employees, as it is much easier to give them time-limited access cards than it is to keep track of who has keys, or the need to keep various codes safe to the building.

Smartphone app user interface

The smartphone app offers ultimate flexibility for users in any application environment, and ensures convenient connectivity to the system day or night. Key holders no longer need to visit their premises out of hours, with quick access to the pulse of the system, notifications, cardholders and doors actions can be administered from the palm of their hand.

Aliro Apple iPhone App
(Also available for Android smartphones)



Technical data	
Four readers or keypads can be connected simultaneously to each Access Point (AP).	
Data for Aliro software	
Door capacity	1 – 512
Card capacity	100,000
Standard languages	English, German, French, Spanish, Italian, Swedish, Danish, Norwegian, Finnish, Dutch, Portugese
Data for Access Point (AP)	
Reader interfaces	RS485, Clock-Data or Wiegand plus Power out
Communications	TCP/IP and RS485
Housing	Plastic, or Metal (with built in PSU), wall-mounted, includes lock
Colour	White
Environment	For indoor use only
Temperature	-40 to +55°C
Voltage	9.5 VDC-29.5 VDC (The AP Power Supply input must be protected by a fuse)
Current	600mA (at 12V DC), 400 mA (at 24V DC) excluding reader
Dimensions	156 (H) x 201 (W) x 53 (D) mm
Door capacity	1
Readers	4 (2 X entry and 2 X exit)
Event buffer (offline mode)	80,000
Inputs	Four general inputs
Outputs	Two relay outputs. Max 30VDC, 2A. One bi-stable, one mono-stable Four Open-drain outputs. Max load 0.5A One power supply output, max 2A

SECURITY - IT'S IN OUR DNA

Security is evolving. Vanderbilt strives to discover new ways to address physical threats and changing circumstances such as demographic movement, urbanisation, global warming, and resource shortages. Efficiency is critical, but cannot come at the cost of security for personnel, property or assets. In addition, we need to be mindful of the effects our products and their development have on the environment. For our customers, success is defined by how well we manage these challenges.



The information in this document contains general descriptions of technical options available, which may not always need to be present in individual cases. The required features should therefore be specified in each individual case at the time of closing the contract.

© Vanderbilt - 2015 EN

Vanderbilt International GmbH

Head Office

Borsigstrasse 34
65205 Wiesbaden
Germany
Sales Office
Siemensallee 84
76187 Karlsruhe,
Germany

Tel.: +49 721 958 8138

Fax: +49 721 958 8159

Vanderbilt International Ltd.

Suite 7
Castlegate Business Park
Caldicot
South Wales
NP26 5AD
United Kingdom

Tel.: +44 20 3630 0670

Fax: +44 20 3630 0699

Vanderbilt International AB

Englundavägen 7
Box 1275
17124 Solna
Sweden

Tel.: +46 8 629 0300

Fax: +46 8 627 0096